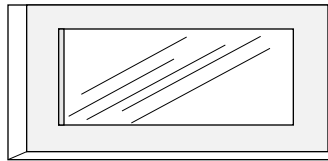
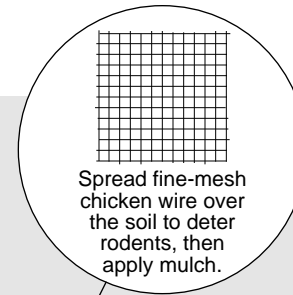


**Penn State Pointers ► Plan Fall Bulb Planting for Bright Spring Blooms**



**Heated basement walls may damage bulbs. Plant beds at least 5' from foundations.**

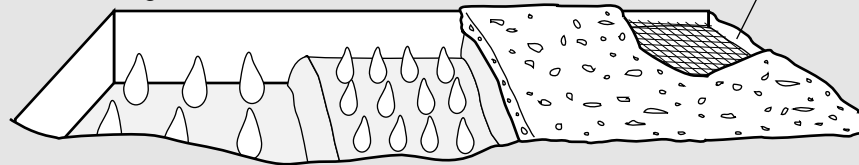
Graphics / Illustration: Tom Laird, College of Agricultural Sciences. Copyright Penn State.



Spread fine-mesh chicken wire over the soil to deter rodents, then apply mulch.

**Add fertilizer before replacing soil.**

Add plenty of water as you backfill. Mix in organic material, if needed.



**Plant large bulbs 8" deep, 6" apart and small bulbs 5" deep, 3" apart with all pointed ends up.**

**Apply 3" of mulch to retain moisture and protect bulbs.**

Visit us at "<http://aginfo.psu.edu/news/psp/index.html>"

**For Possible Fall/September Timeframe**