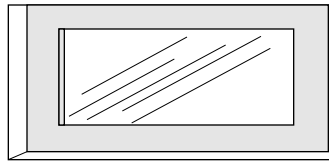
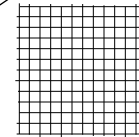


Penn State Pointers ► Plan Fall Bulb Planting for Bright Spring Blooms

Graphics / Illustration: Tom Laird, College of Agricultural Sciences. Copyright Penn State.



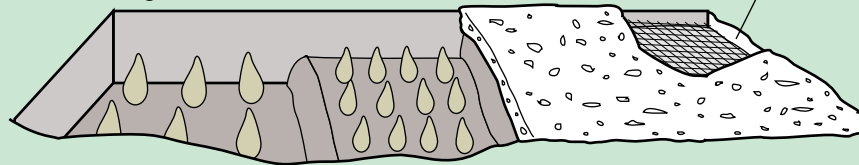
Heated basement walls may damage bulbs. Plant beds at least 5' from foundations.



Spread fine-mesh chicken wire over the soil to deter rodents, then apply mulch.

Add fertilizer before replacing soil.

Add plenty of water as you backfill. Mix in organic material, if needed.



Plant large bulbs 8" deep, 6" apart and small bulbs 5" deep, 3" apart with all pointed ends up.

Apply 3" of mulch to retain moisture and protect bulbs.

Visit us at "<http://aginfo.psu.edu/news/psp/index.html>"

For Possible Fall/September Timeframe