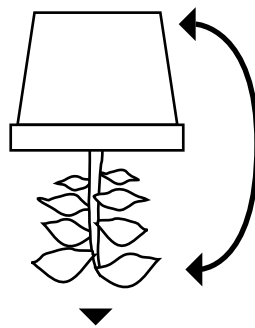
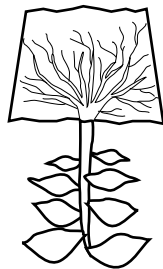


Houseplants may need to be repotted if pests are a problem, or when they outgrow their containers.




1

Turn the plant upside-down, tap the bottom of the pot while supporting the plant with your other hand. Remove the plant and soil in one piece.




2 ▶

If roots are crowded into the shape of the pot,



3 ▶

gently remove and rinse the old soil off with a garden hose.



4

Add new soil and plant into a larger pot. If needed, trim.

Graphics / Illustration: Tom Laird, College of Agricultural Sciences. Copyright Penn State.

Visit us at

"<http://aginfo.psu.edu/news/psp/index.html>"

For Possible Spring/March to Fall/September Timeframe